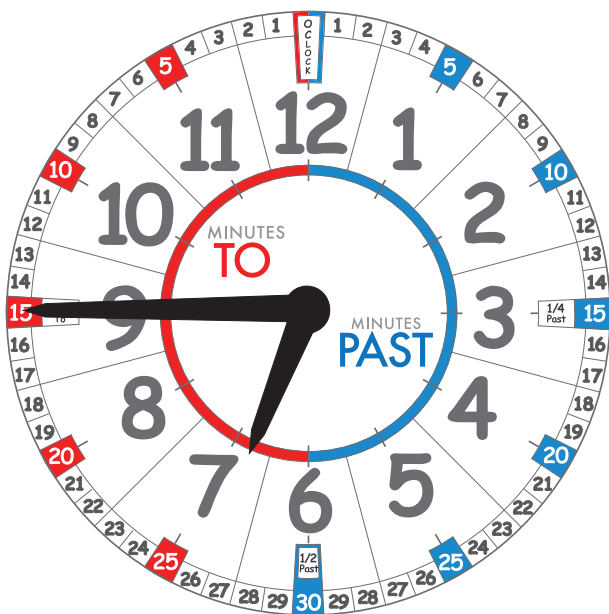


Tell the Time in 5 Minute Intervals Name:

Lesson Aim:

Working at greater depths – You can read the time on the clock to the nearest 5 minutes.



Recap time: What are the three questions you have to ask when telling the time? Fill in the correct word.

1: What little number is the _____ hand pointing to?

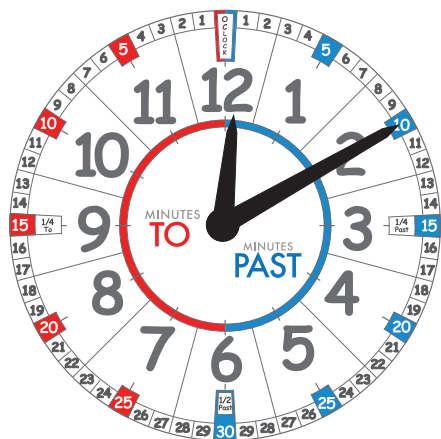
2: What side of the face is the _____ hand in? 'minutes to' or 'minutes past'?

3: What large number is the _____ hand pointing to?

So now ask all three questions and tell the time on the clock .

To help you 'work at great depths' and to become an expert you need to tell the time to the nearest 5 minutes.

We know that you can tell the time to 15 minutes and as long as you ask the three questions you will easily be able to tell the time to the nearest 5 minutes.

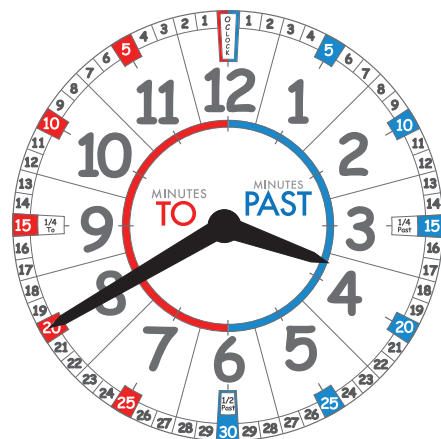


1: What little number is the long hand pointing to?

2: Which side of the clock face is the long hand pointing?

3: What big number is the short hand pointing to?

So put them together and you should have the time as 10 'minutes past' 12. I told you it was easy :) Now have a go at another one.



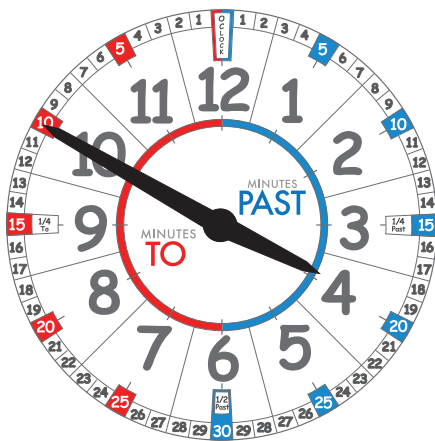
1: What little number is the long hand pointing to?

2: Which side of the clock face is the long hand pointing?

3: What big number is the short hand pointing to?

Time Sheet 2:

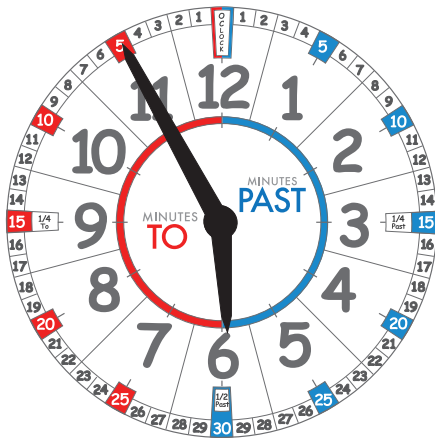
Name:



1: What little number is the long hand pointing to?

2: Which side of the clock face is the long hand pointing?

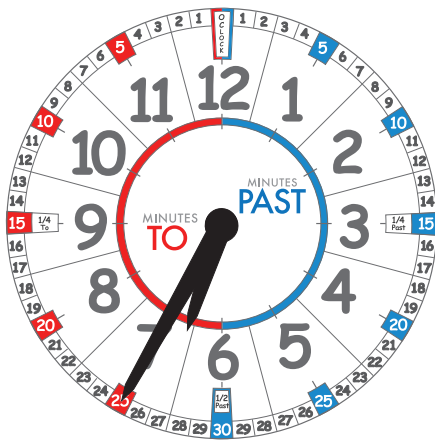
3: What big number is the short hand pointing to?



1: What little number is the long hand pointing to?

2: Which side of the clock face is the long hand pointing?

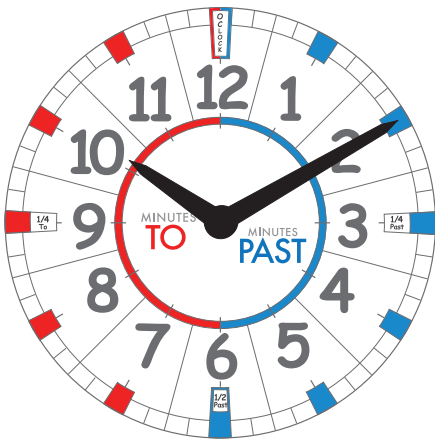
3: What big number is the short hand pointing to?



1: What little number is the long hand pointing to?

2: Which side of the clock face is the long hand pointing?

3: What small number is the short hand pointing to?



1: What little number is the long hand pointing to?

2: Which side of the clock face is the long hand pointing?

3: What big number is the short hand pointing to?

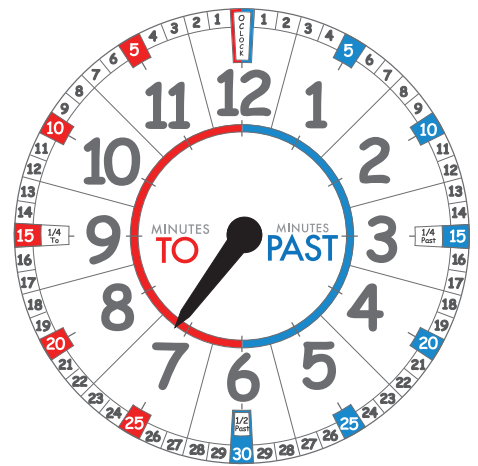
Did you get the last one? It is harder when you don't have the small numbers but don't panic when you use a normal clock face. So if the long hand is pointing to 1 then it will be 5 'minutes past'. If the long hand is pointing to the 2 then it is 10 'minutes past'.

Time Sheet 3:

Name:

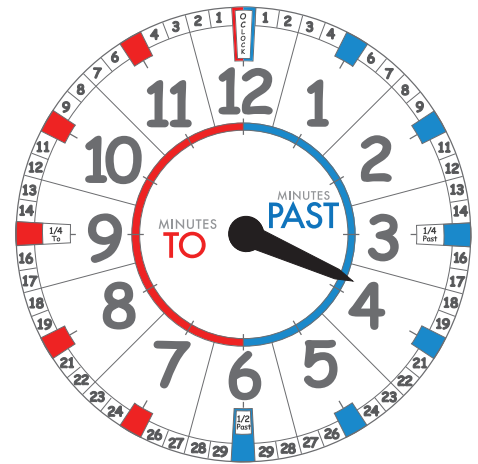
Can you draw the long hand on the clock to finish off the time?

I want you to write the time as 25 'minutes past' 7.



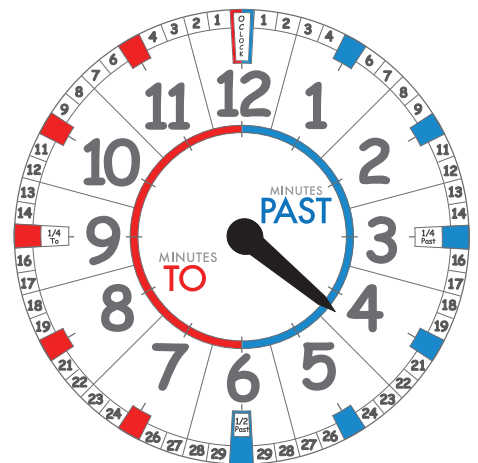
Can you draw the long hand on the clock to finish off the time?

I want you to write the time as 10 'minutes to' 4.



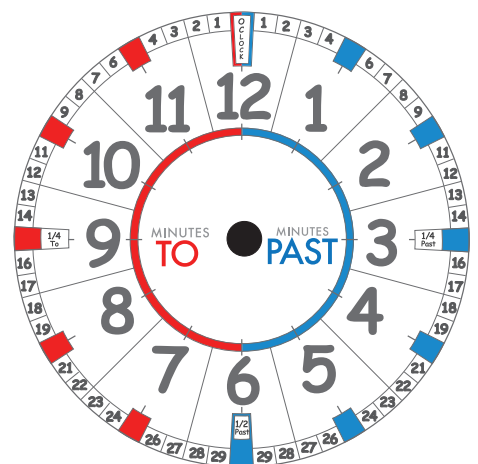
Can you draw the long hand on the clock to finish off the time?

I want you to write the time as 25 'minutes past' 4.



Can you draw the long hand and the short hand?

I want you to write the time as 20 'minutes past' 7.



Time Sheet 4:

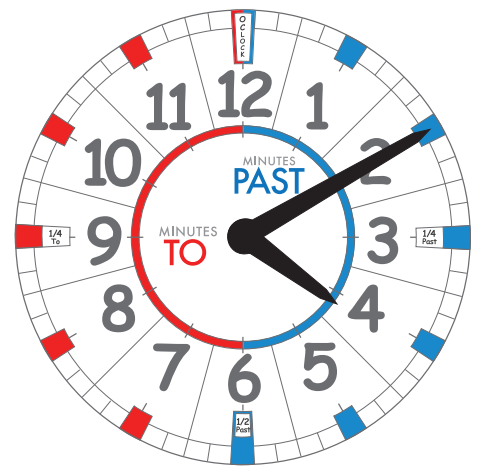
Name:

Let's practice now without the small numbers. What time could this be?

Mmmm, no small numbers at all. Let's have a think about how many minutes past this could be?

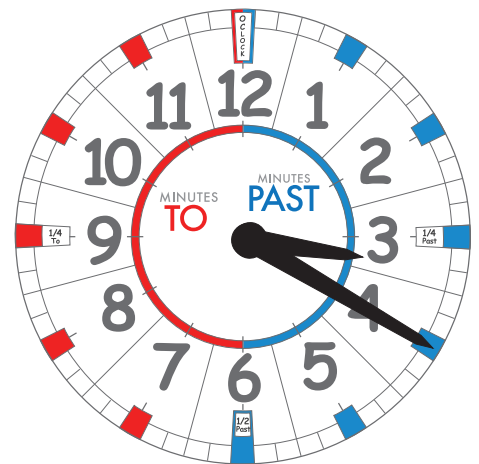
Circle which one you think is correct

20 'minutes past' 4 or is it 10 'minutes past' 4.

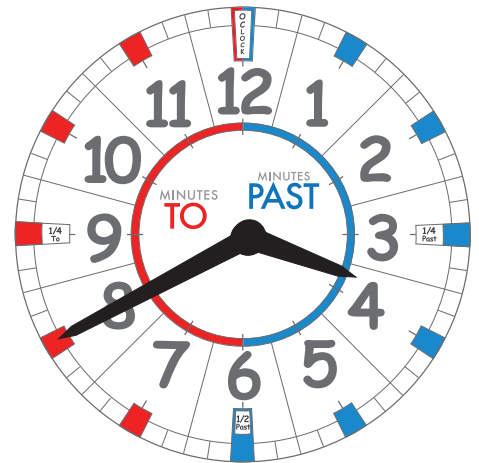


What about this clock? Circle the correct answer.

Is it 20 'minutes past' 3 or 15 'minutes past' 3.

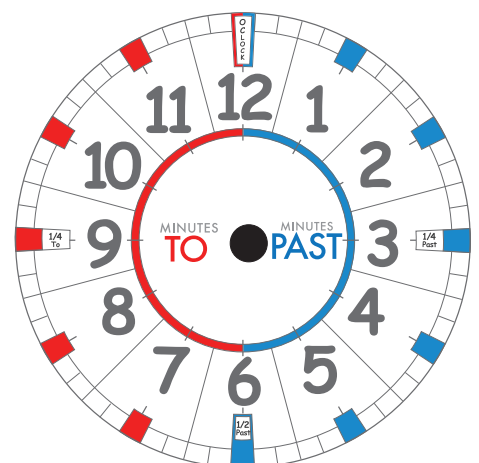


What about this clock – what time do you think it is? Write the answer below.



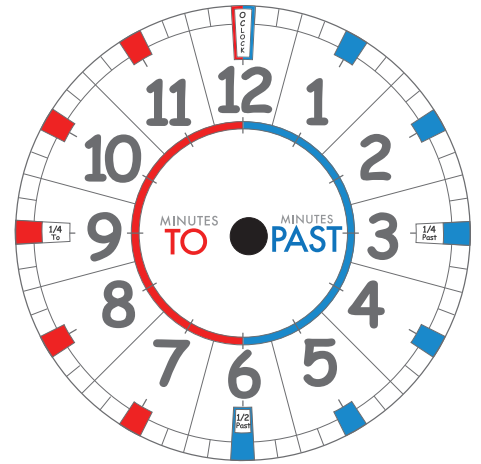
A little bit harder this time. I would like you to draw on both hands.

I want you to draw the two hands so the clock says 15 'minutes past' 7



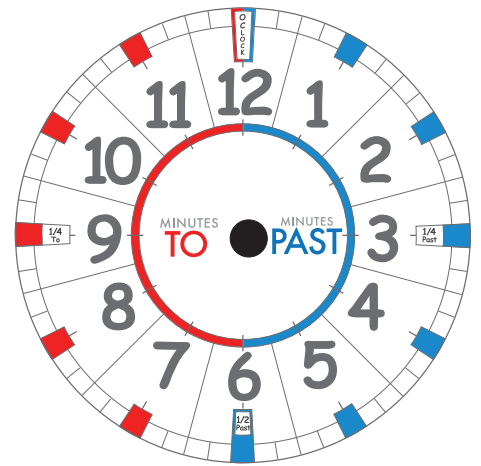
Can you draw both hands on now?

I want you to write the time as 15 'minutes to' 4



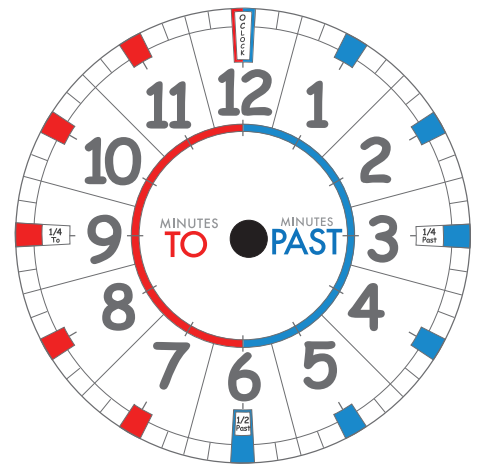
Both hands please

I want you to write the time as 5 'minutes to' 8



Can you do another one?

I want you to write the time as 20 'minutes past' 1



EXTENSION QUESTION :)

Only attempt this if you are super confident. Can you guess (estimate) the time just from the short hand?

What time do you think the grey line between the 12 and 1 means?

Can you talk with someone on your table to work it out?

